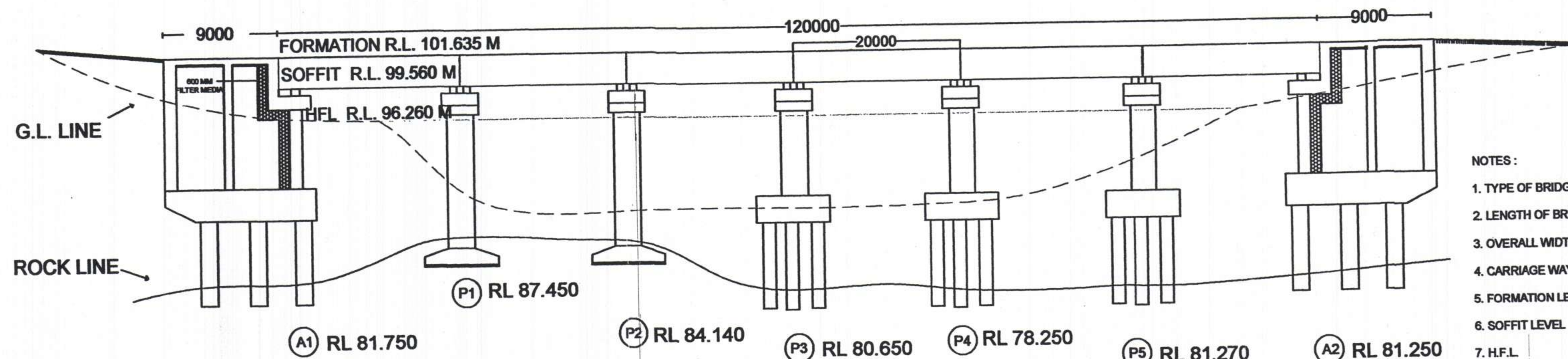


# G.A.D FOR CONSTRUCTION OF HIGH LEVEL BRIDGE ACROSS SIRI RIVER ON KUNKURI-TAPKARA LAWAKERA ROAD

LENGTH OF BRIDGE 120.00 M ( 6 SPAN @ 20.00M EACH)



DATUM R.L. 80.00 M

GROUND LEVEL (m)	97.890	96.260	93.260	90.690	89.650	90.500	95.670	96.260	97.710
CHAINAGE (m)	05.000	00.000	15.000	35.000	55.000	75.000	95.000	110.000	115.000

NOTES:

1. TYPE OF BRIDGE
2. LENGTH OF BRIDGE
3. OVERALL WIDTH
4. CARRIAGE WAY
5. FORMATION LEVEL
6. SOFFIT LEVEL
7. H.F.L.
8. L.W.L. / L.B.L.
9. DESIGN DISCHARGE
10. DESIGN VELOCITY
11. CATCHMENT AREA
12. SCOUR LEVEL
13. TYPE OF FOUNDATION
14. FOUNDATION LEVEL

HIGH LEVEL

120.00 M. 06 SAPN @ 20.00 M. EACH  
02 NOS ABUTMENT @ 6.500 M EACH  
12.000 M.

11.000 M.

R.L. 101.635 M.

R.L. 99.560 M.

R.L. 96.260 M.

R.L. 89.670 M / 89.650 M

1369.63 CUMEC

2.801 M/SEC

286.50 Sq/KM.

R.L. 86.721 M OR ROCK LEVEL WHICHEVER IS HIGHER.

R.L. 81.238 M OR ROCK LEVEL WHICHEVER IS HIGHER.

OPEN & PILE END BEARING

A1 R.L. - 81.750 M A2 - R.L. - 81.250 M

P1 R.L. - 87.450 M P2 - R.L. - 87.450 M

P3 R.L. - 80.650 M P4 - R.L. - 78.250 M P5 - R.L. - 81.270 M

15. TYPE OF SUBSTRUCTURE

A. PIER

B. ABUTMENT

16. TYPE OF BEARING

R.C.C. CIRCULAR PIER

R.C.C. BOX TYPE

ELASTOMERIC BEARING

RCC T-BEAM SLAB

17. TYPE OF SUPER STRUCTURE

One lane of Class 70R for every two lanes with one lanes of Class A on the remaining lane OR 3 lanes of Class A

19. EXPANSION JOINT

STRIP SEAL EXPANSION JOINT

20. APPROACH SLAB

STRUCTURAL APPROACH SLAB

21. KERB & PAINTING & DRAINAGE SPOUT NAME PLATE AS PER STANDARD DRAWING OF MORTH

22. S.B.C.

50 Tm2

23. WEARING COAT


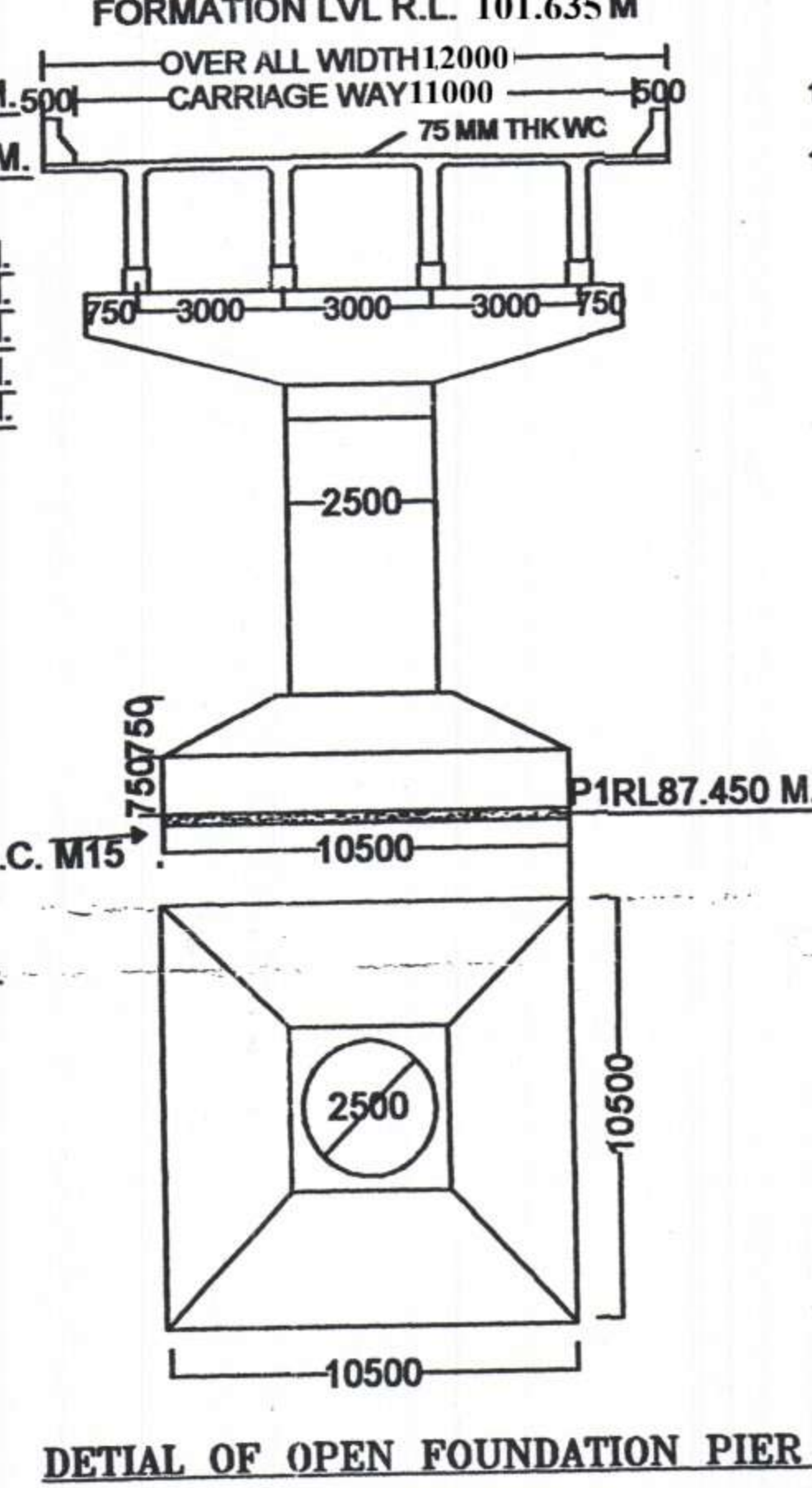
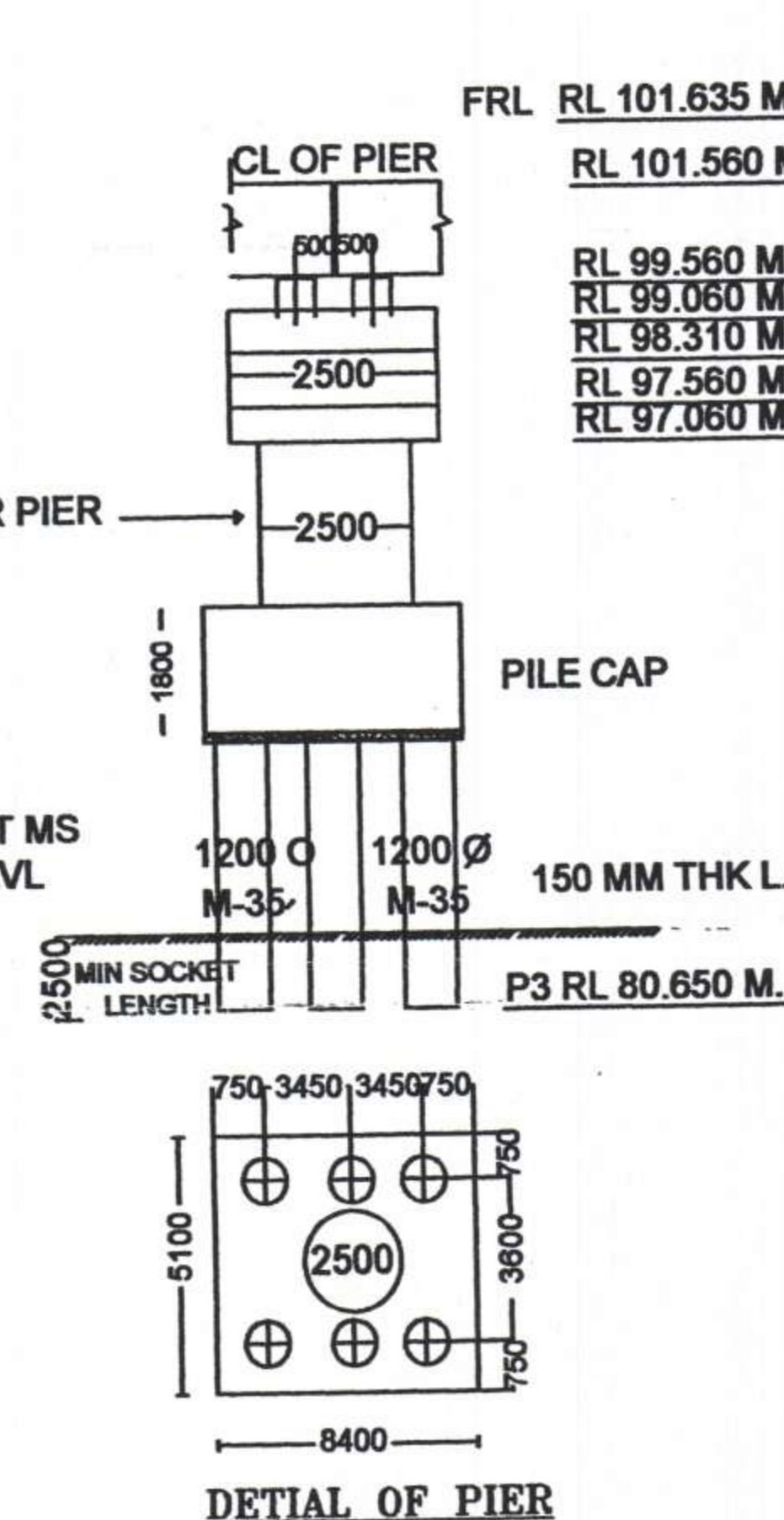
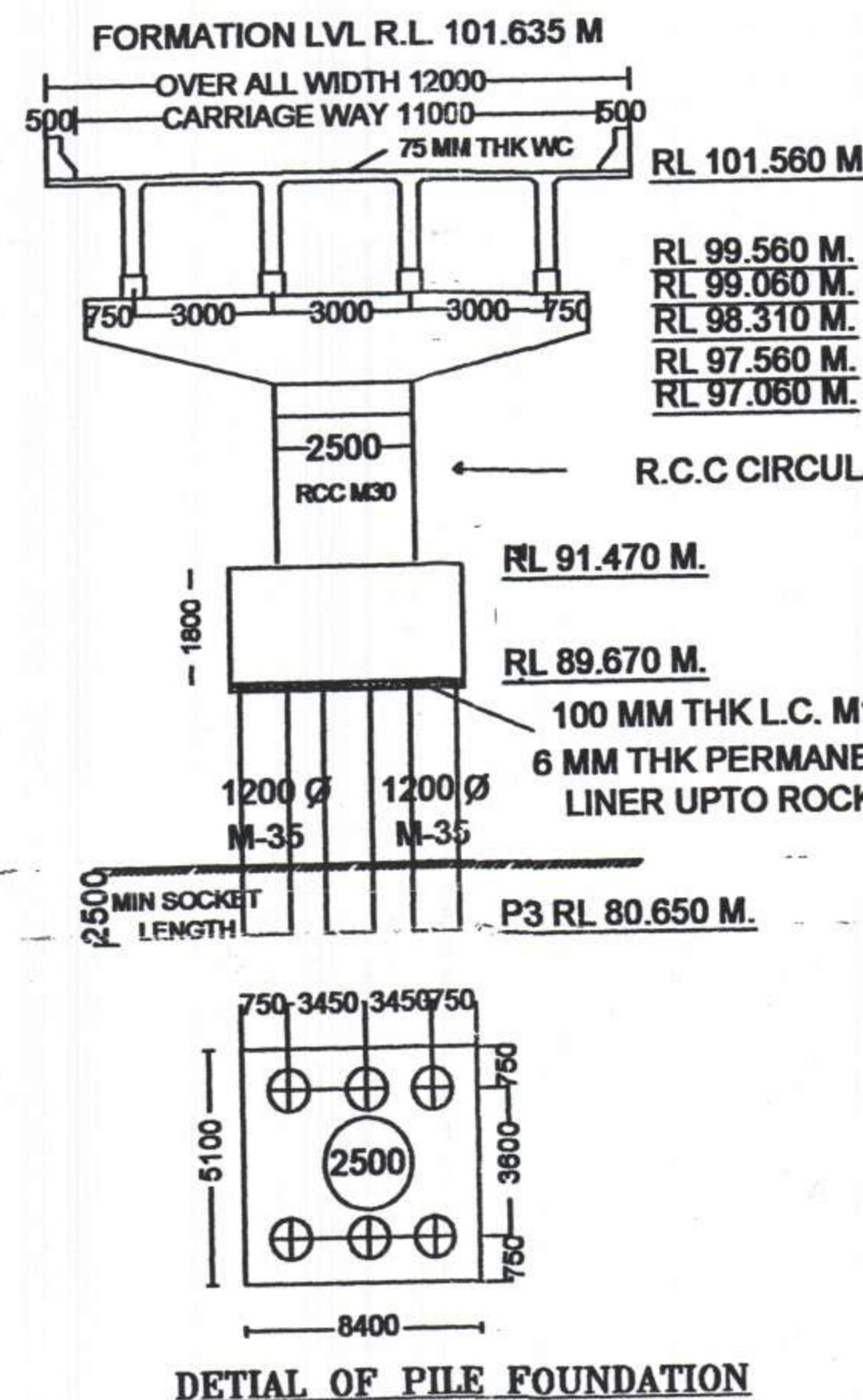
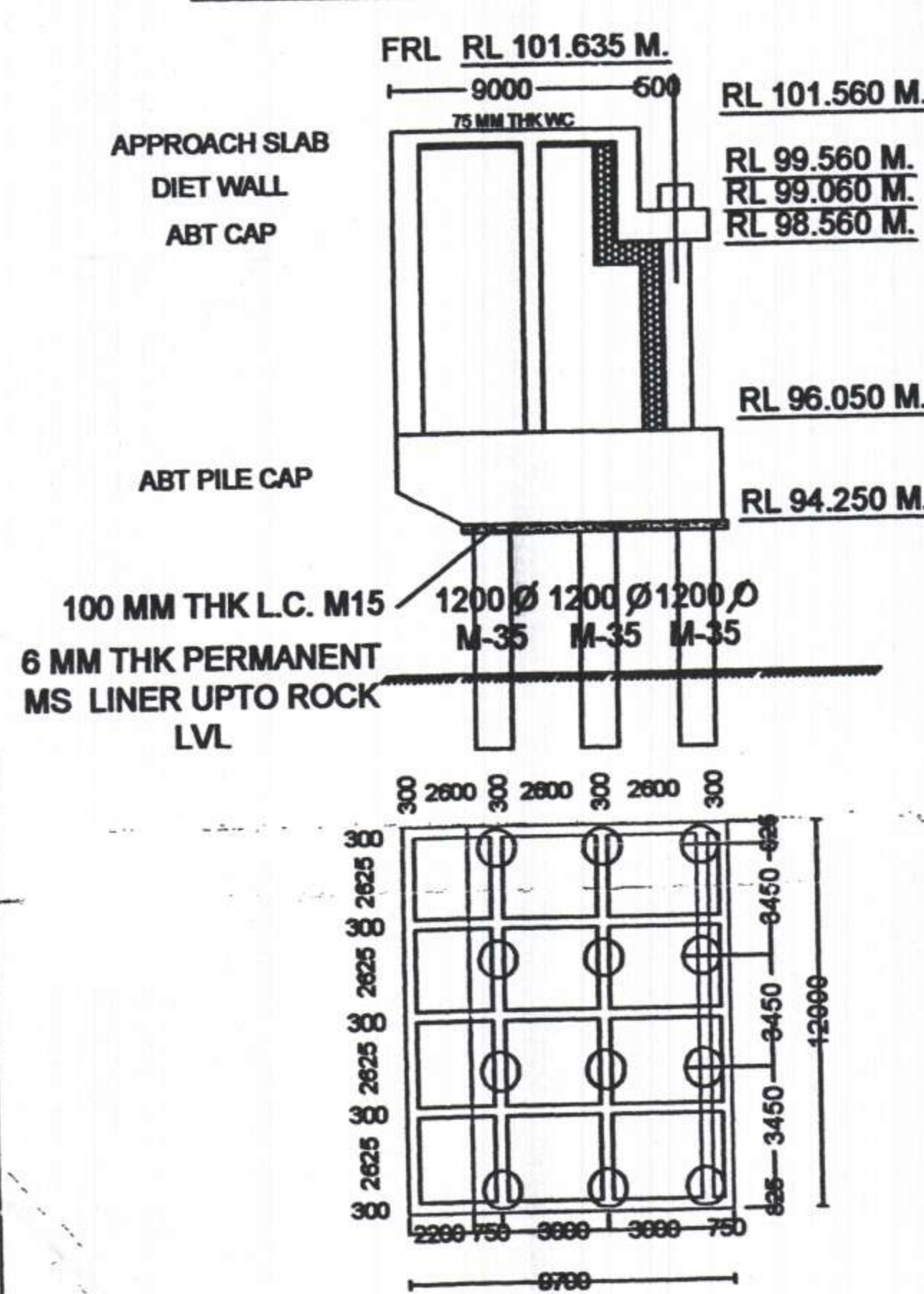
75MM THICK R.C.C. WEARING COAT AS PER STD. DRG.

24. CRASH BARRIER

R.C.C. CRASH BARRIER AS PER MORTH.

25. NAME PLATES

AS PER DEPARTMENTAL STD. DRG.



OFFICE OF THE CHIEF ENGINEER  
P.W.D. BRIDGE CONSTRUCTION ZONE RAIPUR (C.G.)

U.P. S.D.O.	W E.E.	G.M. S.E.	S.M. C.E.
TITLE			
GENERAL ARRANGEMENT DRAWING			
CONST. OF HIGH LEVEL BRIDGE ACROSS SIRI RIVER ON KUNKURI - TAPKARA - LAWAKERA ROAD			
SLUB.ENG.	DRG. NO.- GAD/01	DATE -	SCALE - N.T.S.